

Introducing the latest addition  
to the NX300 Network



# Fast Effective Clean

70% Saving in Cleaning Costs  
80% Lower Water Use



## 244NX

### Compact Scrubber

**NX300 Pro Cordless**



## Power Driving Productivity





**The 244NX Compact Scrubber delivers fast, effective cleaning across all hard floors.**

Often, the only solution when cleaning in small and congested areas has been traditional mopping, typically leaving floors wet with inconsistent results. Lightweight and easy to use, the **244NX** leaves floors clean, dry and safe while reducing labour costs by 70% and water use by 80%.

**Scan to see it in action**



#### **One-Pass Performance**

One-pass cleaning performance is achieved by applying brush pressure and powerful drive motors with the right amount of water in the right place.

#### **Smart & Sustainable Water Distribution**

The centrifugal delivery of water using a direct feed through the brushes minimizes overall water use, has no messy spray-off and increases efficiency by reducing time-consuming refills.

#### **Easy Cleaning Park-Up Mode**

"Park-Up" feature allows users to quickly park-up to move obstacles or carry out other cleaning tasks.

#### **NX300 Cordless Cleaning Network**

The NX300 Cleaning Network brings the convenience and performance of professional cordless cleaning across our growing battery range.

#### **Agile and Lightweight**

Agile and lightweight handling easily navigates obstacles in congested areas, gliding over floors for controlled, effortless cleaning.

#### **Support at your Fingertips, straight from your phone**

Access a wide-range of multilingual help and support, including troubleshooting and maintenance videos, through the Nu-Assist App.



# 244NX Compact Scrubber



**Colour-coded Touch Points**  
Operator friendly colour-coded touch points.




**Easily Removable Tanks**  
Simple and fast emptying and filling.



**Easy to Use**  
Simple to set up and easy to use, by any operator.



**Fully Adjustable Handle**  
Find the perfect working position with fully adjustable handle.



**Centrifugal Water Delivery**  
The direct water feed to the centre of the brushes distributes evenly and consistently across the cleaning area, delivering best in class water efficiency.

**Adjustable Water Flow**  
Easily adjust water flow to suit your cleaning.



**Foot-operated Floor Tool**  
Eliminates frequent bending.




**Counter Rotating Brushes**  
Delivering controlled and lightweight handling with no messy spray.




## Specifications

Model	244NX
Power	36 V
Brush Speed	140 rpm
Cleaning Path	18"
Solution Tank	0.6 gal.
Recovery Tank	0.8 gal.
Coverage per Tank (Eco)	Up to 7320 ft <sup>2</sup> / tank (34 Minutes)
Weight	46 lbs
Dimensions (WxLxH)	20.5" x 18" x 47"
Runtime	Up to 80 mins
Charge Time	1 hour – 80% / 2 hours – 100%



### Nyloscrub Brush

Machine comes standard with 2 brushes.  
**Suitable for: Daily Cleaning**



**Optional pads and brushes for different applications**



# Numatic Nu-Assist

**Providing training is not always straightforward, and can be time-consuming, complex and costly.**

The Nu-Assist App offers the benefit of online training, through a simple, versatile, and user-friendly solution, resulting in increased cleaning performance and productivity.

## How it works

1. Scan the QR Code on the Machine
2. Open in App or Mobile Browser
3. View Quick Start Videos
4. Carry Out Maintenance Checklist
5. Complete Operator Training



Download the App



Nu-Assist delivers multilingual training, troubleshooting and maintenance content, from one convenient App.

**Visit: [nacecare.com/nu-assist](http://nacecare.com/nu-assist)**

**The new NX300 Pro Battery is the next generation in battery performance.**

**Achieve peak productivity for an unbelievable amount of cycles - saving you time & money.**

**60% increase in available energy achieved through extensive research & development of a new 30 cell battery design.**

### NX300 Network

The NX300 battery packs can be used across the growing Pro Battery Range.



### Longer Lifecycle

Up to 2500 cycles with built in battery status and health check safety system.

**1 Hour\* Fast Charge** Recharged to 80% in just an hour and ready to go for every product in the NX300 range.

\*higher temperatures can increase charge time

### Ease of Use

Easy-reach carry handle and quick-release button for fuss-free battery change and charging.

**Nacecare Solutions**

415 Annagem Blvd. Mississauga, Ontario, L5T 3A7 [www.nacecare.com](http://www.nacecare.com)